




## Method 4 - Full Daisy Chain

### Modem/Router/Switch



Cat5 connected from  
Modem/Router/Switch to  
NET port on rear of 1st handset



Cat5 connected from  
PC port on 1st handset to  
NET port on rear of 2nd handset



Cat5 connected from  
PC port of 2nd handset to  
LAN port on PBX

#### Note...

Depending on your model of handset the NET port may be alternatively labeled LAN, WAN or Internet

Each handset Kit is supplies with CAT5 Network cables to run from the Modem/Router/Switch to the Handsets and PBX.

If you find that the supplied cables are not long enough you may substitute any standard CAT5 cable available from DickSmith, Tandy, Jaycar, Harvey Norman etc.

#### WARNING!

This method of connection would mean that if any one of your handsets loses power your QuickSwitch PBX would not longer be able to operate as the network would be unavailable.